

Aura

TOTAL COMFORT



Aura

"AURA for Addform was designed to be fluid and simple. The secret to perfect comfort is a subtle design with a more fun and human twist..."

Thibault Desombre



Key Points

- | Elegant lines with technical performance
- | A chair that stretches materials to achieve user comfort. This chair adapts to users and not the opposite.
- | A premium version with a padded mesh seatback for upper and lower back support
- | A flex seatback to perfectly match the seat fabric
- | Dual seat shock absorber to support the spine
- | Adjustable seat tilt to achieve a natural spinal curve
- | Thibault Desombre Design



Adjustments

Adjusting the armrest depth and angle

Push the handle forwards or backwards and turn in the direction required.
Move close enough to your workstation to keep your back against the seatback and use the armrest pads for support.

Armrest height adjustment

Press and hold the button on the outside of the armrest until you reach the correct height.
The height is correct when your arm and forearm form a right angle.

Adjusting the seat tilt (optional)

Activate by pushing the lever under the seat on the back left until horizontal.
Lock it by returning the lever to the vertical position.
A tilted seat reduces spine flexion and helps achieve a natural spinal curve.

Adjusting the armrest width

Armrest width is adjusted by slackening the lever on the bottom of the armrest and moving your arm outwards. Once you have found the correct distance, tighten the lever until locked.
Keep a small gap between your body and forearms.

Adjusting the seatback tension

Pull out the thumbwheel under the seat on the right:
Turn clockwise to increase tension. Turn anti-clockwise to decrease tension.
The ideal tension lets you tip the seatback with slight resistance.

Locking the seatback

To release the seatback, pull upwards on the lever under the seat on the front left. Push backwards on the seatback to release the safety. Lock the seatback by pushing this lever downwards.
The seatback adapts to movement and straightens your upper body.

Seat height adjustment

To raise the height, pull upwards on the lever on the front right under the seat without placing any pressure on the seat. To lower it, do the same thing while sitting on the seat.
Your legs should form a right angle with your feet flat on the floor.

Adjusting the seat depth (optional)

Push the lever on the inner right under the seat and select the position by tilting your pelvis (or by moving the seat cushion forward with your hand). To return to the initial position, lower the lever without placing any pressure on the seat.
Keep a gap between the edge of the seat and the area behind your knee.

**RELIEVE
YOUR SPINE**

**IMPROVE
BLOOD CIRCULATION**

**REDUCE
MUSCLE TENSION**



Technical specs

SEATBACK & HEADREST	ADJUSTMENTS	TILT ANGLE	5 positions
		TENSION	Removable side crank handle
	STRUCTURAL MATERIALS	SEATBACK STRUCTURE	Steel wire (12mm diameter)
		SEATBACK ATTACHMENT	90 x 8mm steel plate
	3D MESH MATERIALS	COVER	3D knitted cover, 3 colours
PREMIUM MATERIALS	COMFORTABLE COVER	Supple fabric cover with Dacron contact foam (20 kg/m ³ density and 30mm thick)	
	TOP COVER	Stitched fabric or leather cover matching the seat	

SEAT	ADJUSTMENTS	SEAT DEPTH & TILT (optional)	Seat depth: 4 positions, 12mm apart, with a range of 50mm Continuous tilt: 0 - 5° Automatic return to initial position
		MATERIALS	SEAT BASE
	FOAM		High-resistance polyurethane moulded foam (60 kg/m ³ density and 50mm thick)
	ASSEMBLY		Foam stuck to the frame using water-based glue Fabric stuck to the foam using the C-GEX system Easy-to-change seat cushion

2D ARM-RESTS (A7)	ADJUSTMENTS	WIDTH	22mm range on each side
		HEIGHT	6 positions, 100mm range
	MATERIALS		Supple polyurethane sleeves Black injected polyamide armrest frame

4D ARM-RESTS (A5)	ADJUSTMENTS	WIDTH	22mm range on each side
		HEIGHT	6 positions, 100mm range
		DEPTH	7 positions, 10mm apart, with a range of 70mm
		PIVOTING	5 positions, 15° steps, with a 60° range
	MATERIALS		Supple polyurethane sleeves Black injected polyamide armrest frame

MECHANISM	SYNCHRONOUS MOVEMENT		Coordinated tilt: 11° for seat and 22° for seatback
	MATERIALS		Injected aluminium, steel pins, black polyamide

BASE	5-SPOKE BASE	MATERIALS	5-spoke base in black polyamide reinforced with glass fibre or aluminium with a polished or 9006 epoxy finish
		DIAMETER	70cm
	CASTER WHEELS	FUNCTION	Wheels tailored to floor type
		MATERIALS	Twin wheel casters, Polyamide
		DIAMETER	60 mm

MAIN DIMENSIONS	OVERALL DIMENSIONS		Width: 680mm Depth: 680mm High seatback height: 1090mm Headrest: +230mm for a high seatback
	SEATBACK		High seatback height: 690mm Height with headrest: 920mm Width: 500mm
	SEAT		Height: 400 - 500mm Width: 500mm Depth: 420mm














































































MATCHING VISITOR CHAIR	Sedna - multi-faceted seating
------------------------	-------------------------------



Certifications |



Finishes

BONDÀI														
	Pearl Grey	Elephant Grey	Black	Chocolate	Cherry Red	Plum	Navy Blue	Blue	Denim Blue	Lavender Blue	Pale Green	Sand	Honey	
STEP														
	Blue	Turquoise	Navy Blue	Plum	Red	Black	Grey	Dark Grey	Stone Grey	Medium Grey	Basalt	Pink	Terracotta	Lipstick
														
	Tangerine	Lemon Yellow	Yellow Ochre	Khaki	Linden Green	African Earth	Bronze	Beige	Lagoon	Teal	Sky Blue	Dark Purple	Lilac	
STEP MELANGE														
	Turquoise Melange	Navy Blue Melange	Grass Melange	Beige Melange	Ochre Melange	Grey Melange	Dark Grey Melange	Mouse Grey Melange						
XTREME PLUS														
	Calypso	Tarot	Caymon	Apple	Slip	Blizzard	Havana							
GINKGO														
	White	Granny	Turquoise	Night	Anthracite	Morgon	Begonia							
LEATHER														
	Nacarat	Coffee	Black	Glaz	Snow	Elephant	Mastic	Chocolate						
FLEX														
	Black	Pine	Navy	Burgundy										
3D MESH														
	Carbon	Elephant	Dolphin											

